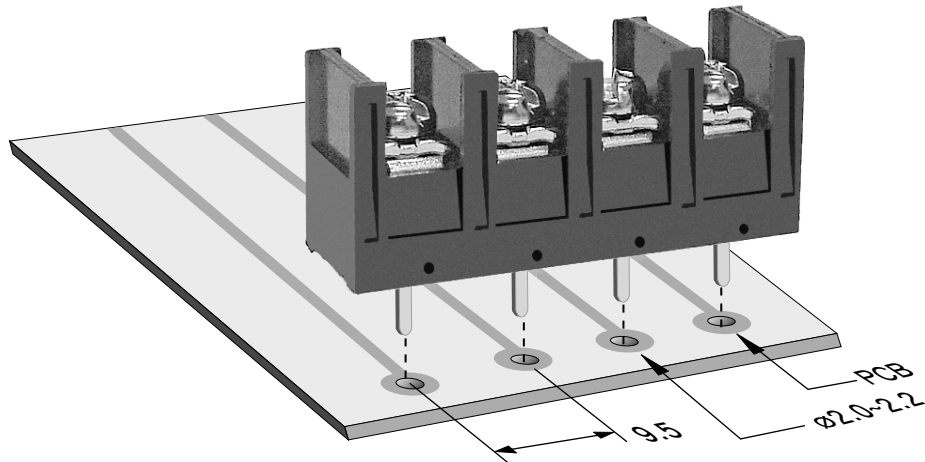


## TYPE:T24 (貫通式端子台)



Pitch:9.50mm



### ORDER GUIDE(注文方法):

## T24 - B M11 - 04

Body(本体)		Terminal style(端子スタイル)		Poles(極数)
A: 取付穴・壁有り、カバー無し (Mount Ends)	E: 取付穴無し、壁有り、 カバー付き (Barrier Ends with Cover)	M11	O33	02
B: 取付穴・カバー無し、壁有り (Barrier Ends)	K: 取付穴・壁有り、カバー付き (Mount Ends and Cover)	M22	S11	⋮
		M33		12

### SPECIFICATION(規格,仕様):

Terminal :	Brass, Tin plated,0.8 t	端子金具 :	黄銅板 ハンダメッキ, 0.8 t
Insulator body :	PBT(UL94V-0), Black	本体 :	PBT(UL94V-0), 黒色
Screw :	M3.5, steel, Ni plated	端子ネジ :	M3.5, 鉄ニッケルメッキ
Cover :	PC	カバー :	PC
Operation temperatures :	-40° C to +120° C	使用温度範囲 :	-40° C to +120° C
Rated current :	20Amp 300V	定格 :	20Amp 300V
Insulation withstands volt :	2000V 1min	耐電圧 :	2000V 一分間
Insulation resistance :	2000MΩ at DC 500V	絶縁抵抗 :	DC 500V 2000MΩ
PCB hole Dia :	∅ 2.0mm~∅ 2.2mm	基板穴径 :	∅ 2.0mm~∅ 2.2mm
Wire range :	12~22 AWG	適合電線 :	12~22 AWG
Screw torque :	12 lb-in	締付トルク :	12 lb-in
	Screw with washer		ワッシャー付ネジ

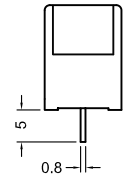
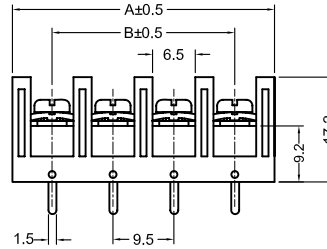
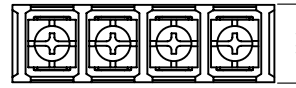

# .374" PCB Barrier Terminal Blocks

TYPE:T24

Pitch:9.50mm

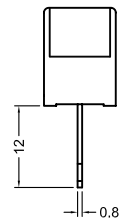
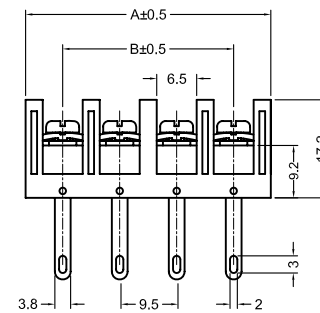
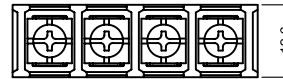

## T24-BM11-04

Terminal style: M11



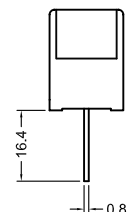
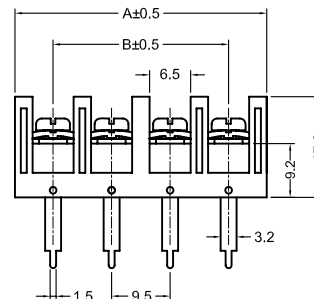
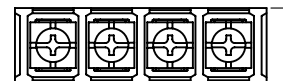

## T24-BM22-04

Terminal style:M22



## T24-BM33-04

Terminal style:M33



Poles	2	3	4	5	6	7	8	9	10	11	12	13	14	15	16
A(mm)	22.00	31.50	41.00	50.50	60.00	69.50	79.00	88.50	98.00	107.50	117.00				
B(mm)	9.50	19.00	28.50	38.00	47.50	57.00	66.50	76.00	85.50	95.00	104.50				
Poles	17	18	19	20	21	22	23	24	25	26	27	28	29	30	
A(mm)															
B(mm)															

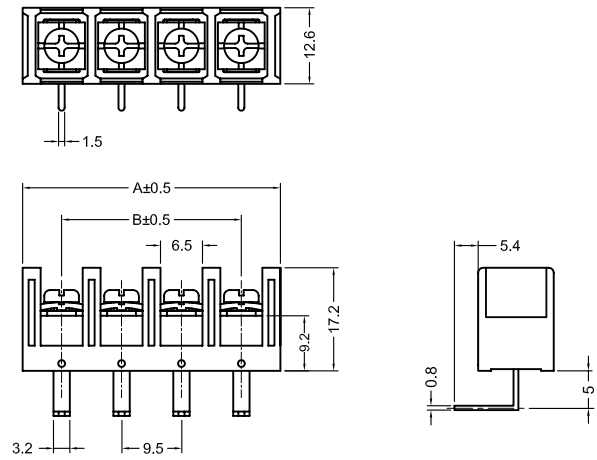

# .374" PCB Barrier Terminal Blocks

TYPE:T24

Pitch:9.50mm

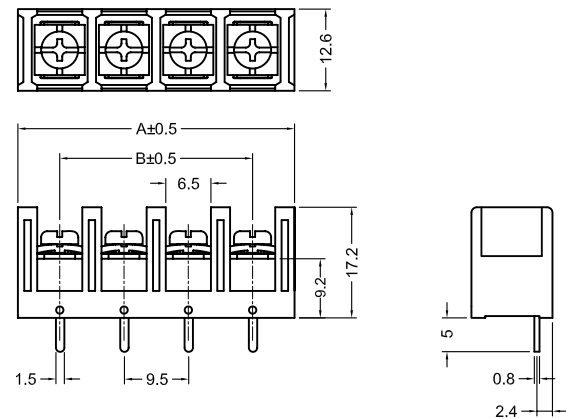

## T24-BO33-04

## Terminal style:O33



## T24-BS11-04

## Terminal style:S11



Poles	2	3	4	5	6	7	8	9	10	11	12	13	14	15	16
A(mm)	22.00	31.50	41.00	50.50	60.00	69.50	79.00	88.50	98.00	107.50	117.00				
B(mm)	9.50	19.00	28.50	38.00	47.50	57.00	66.50	76.00	85.50	95.00	104.50				
Poles	17	18	19	20	21	22	23	24	25	26	27	28	29	30	
A(mm)															
B(mm)															